






HALL CLIPS



-  Faster and easier to install than traditional lead wedges.
-  Suits chases from 6mm to 18mm.
-  No cutting or folding required.
-  No special tools required.

Hall Clips were the concept of a working roofer designed to save time and money during the installation of lead flashings.

The Hall Clip firmly grips lead in place and is installed literally in seconds without the use of any 'special' tools.

Hall Clips come supplied in bags of approximately 50 clips which are small enough, and light enough, to easily fit the tool box or pocket and will secure any flashings in a chase from 6mm to 18mm.

Fixed the same as the traditional lead wedge it fastens flashings up to 20 times faster.

HALL CLIPS

Advice on use

The Hall Clip grips firmly in place in seconds so it can be dressed easily before being finally pointed in with Flashpoint for a clean professional finish.

For best results insert Hall Clips with the 'H' uppermost.

No cutting or folding is required.




Hall clips can be pushed into the chase securely with a screwdriver or similar tool.

Lot Sizes

50 Clips per bag (approximately)

10 Bags per box

Health & Safety Advice

-  Hall Clips may be handled without special precautions.
-  When working with lead, follow standard health and safety procedures as laid out in Control of Lead at Work Regulations 2002. Always wash hands well before eating, drinking or smoking.
-  Remove metal residues from skin after working with metal by washing with Premium Metwash - Soap and Bodywash.

Product Description and Properties

Stainless Steel Strip: Cut from grade 304 tempered stainless steel strip.